



# Zebra Identity Assistance

## Need to change your password?


Step 1: Click on “Need to change your password?” in the login screen.

**Sign In**

Please enter your username & password

Username

Password

 **ZEBRA** [Register](#) [Sign In](#)


[Forgot your username?](#)  
[Don't know your password?](#)  
[Need to change your password?](#)  
[Need additional password assistance?](#)

Step 2: Enter your username in the below screen.

**Password Assistance**

Please enter your email address

Email

 **ZEBRA** [Cancel](#) [Submit](#)



# Zebra Identity Assistance

Step 3: Enter your current password and confirm your new password.

**Change Password**

Please enter your current password and verify your new password.

Current Password

New Password

Confirm New Password

**ZEBRA** Cancel Submit

Step 4: After verifying your new password please login with your username and new password.

**Password Assistance**

**Success**

Password changed successfully.

[Click here to login with your new password.](#)

**ZEBRA** OK

## Don't know your password?

Step 1: Click on "Don't know your password?" In the login screen.

Step 2: Enter your username in the below screen.

**Password Assistance**

Please enter your email address

Email

**ZEBRA** Cancel Submit



# Zebra Identity Assistance

Step 3: Enter answers for security questions and click on submit.

**Password Assistance**

Answer security questions

Username

What is your father's middle name?

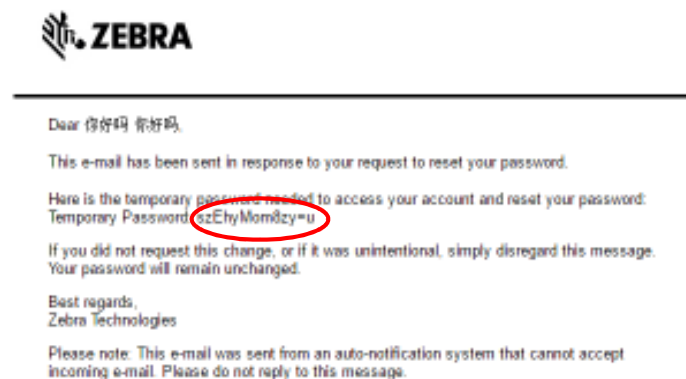
What was the model of your first car?

**Password Assistance**

Success

An email with temporary password has been sent to your email address.  
[Click here](#) to login with your temporary password.

Step 4: An email with the subject “Zebra - Your Password Reset Request” will be sent to you with temporary password





# Zebra Identity Assistance

## Forgot your user id?


Step 1: Click on “Forgot your user id?” In the login screen.

Step 2: Enter your username in the below screen and click submit.

**Password Assistance**

Please enter your email address

Email


 Cancel Submit

**Password Assistance**

Please enter your email address

Your User ID is your Email ID

Email

 OK

## New user with temporary password

1. Click on the application link provided in the welcome email.



# Zebra Identity Assistance

2. Login to the application by providing username and your temporary password (given in the welcome email) and click on Sign In.

A screenshot of a web application's "Sign In" page. At the top, there is a black header with the text "Sign In" in white. Below the header, the text "Please enter your username & password" is displayed. There are two input fields: "Username" and "Password", each with a yellow cursor icon. Below the input fields, the Zebra logo is shown on the left, and two yellow buttons labeled "Register" and "Sign In" are on the right. At the bottom, there are four links: "Forgot your username?", "Don't know your password?", "Need to change your password?", and "Need additional password assistance?".

3. Input your temporary password (given in the welcome email), choose a new password, re-enter your new password, select your security questions and answer them (these security question will be handy when you want to reset your password) and click 'Submit'.



# Zebra Identity Assistance

**Change Password**

Please enter your current password and verify your new password.

Current Password

New Password

Confirm New Password


For enhanced security please select and answer 2 security questions.  
If you forget your password, you will be asked to answer these questions.

Question 1

Answer 1

Question 2

Answer 2



4. Again, click on application link.
5. Log in using your username and new password. You'll use this combination each time you log into the application.